

# Instructions for Educators & Chaperones

# The Getty Villa

## Architectural Elements of an Ancient Roman Villa (Grades K-2)

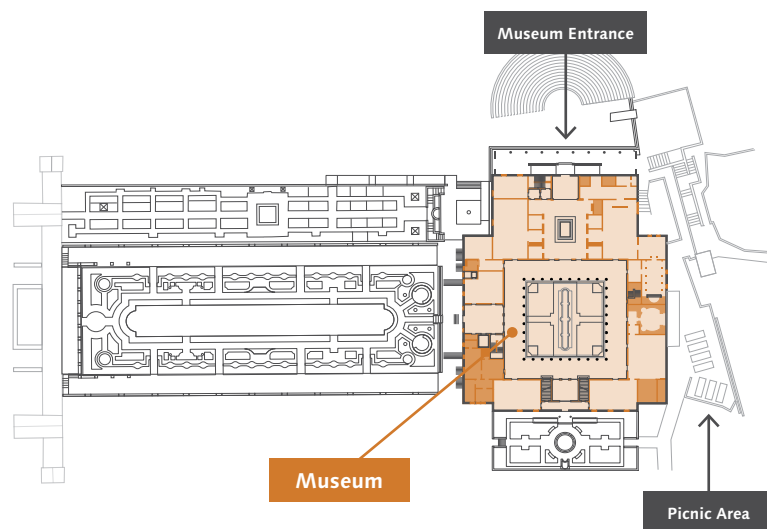
This instruction sheet will help you guide your students at the Getty Villa as they work on the worksheet attached on the following pages.

### GOALS .....> TIPS .....>

- To encourage students to interact with the architecture and gardens at the Getty Villa.
- To teach students a new vocabulary about architectural details, and recognize these details on the Villa building and in the galleries.
- Briefly look over the activity before beginning and think about where you will need to take the students.
- Ask the students questions and be an active leader!
- Be flexible! If one gallery is occupied, work on another part of the activity first and then return when the gallery is free.
- These activities DO NOT have to be completed in any particular order.

### OUTDOORS

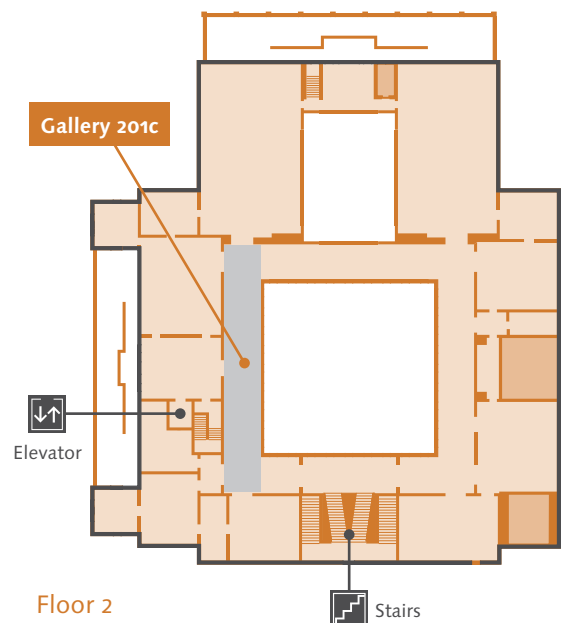
Students will find 5 architectural elements. Most of the objects can be found in multiple places, so guide your group to un-crowded areas where they can complete the activity without disturbances.



Floor 1

### INDOORS

Go to the second floor, **Animals in Antiquity gallery (Gallery 201c)**, and have students choose a waterspout, mosaic, or fresco.



Floor 2

## Student Worksheet

### Architectural Elements of an Ancient Roman Villa (Grades K-2)

Your Name \_\_\_\_\_




I. **READ** the clue.

**FIND** the objects pictured below outdoors, on the Getty Villa building, or in the gardens.

**WRITE** down the location where you find them.

Objects like these were used to decorate ancient Roman villas 2,000 years ago.



I look like a pet and water comes out of my mouth. I am a waterspout.

Where did you find me? \_\_\_\_\_



I am on the floor and am made of many pieces, just like a jigsaw puzzle. I am a mosaic.

Where did you find me? \_\_\_\_\_



Like a big painting, I decorate the spaces where flowers bloom. I am a fresco painting.

Where did you find me? \_\_\_\_\_



I look like a big, red leaf but I am made out of clay. You have to look up to see me! I am an antefix.

Where did you find me? \_\_\_\_\_

# Architectural Elements of an Ancient Roman Villa (Grades K-2)



II. Now, **GO** inside the Museum to the second floor and **FIND** the **Animals in Antiquity** gallery (Gallery 201c).

**FIND** a mosaic, a fresco, or a waterspout. **CIRCLE** the name of the one you chose.

Where did you find me?

---

---

---

How do you know what I am?

---

---

---

Where do you think I was found in an ancient home?

---

---

---

