







My Getty Villa Travel Log

VILLA ITINERARY

Your Name _____

Today you are going on an imaginary journey at the J. Paul Getty Museum at the Getty Villa. You will travel through time to visit many places, meet a variety of people, and take home a souvenir. Below is your travel plan, which lists where you will go and what you will do. It's your job to record what you see.

Group _____

Order	Activity	Location
_____	 JOURNEY THROUGH TIME	Gallery_____
_____	 ANCIENT SPACES	Anywhere in the Villa
_____	 PLACE POEM	Gallery_____
_____	 FIND A SOUVENIR	Any Villa Gallery
_____	 NEWS FLASH!	Gallery_____
	 POSTCARD MEMORIES (Do this at the end of your visit.)	



JOURNEY THROUGH TIME

Go to Gallery _____

SELECT a work of art that shows at least three people or animals in a scene.

Make a note of its:

Title: _____

Date: _____

IMAGINE you have traveled back in time and are one of the characters in this scene.

1. What can you **SEE** from where you are standing?

2. What are you **WEARING**?

3. What are you **CARRYING**?



4. What are you **DOING**?

5. What are you **SAYING**?

6. Who are you **TALKING** to?

7. Why did you choose this scene? What does it **REMIND** you of?

TAKE IT A STEP FURTHER

WRITE a short travel-log entry or
DRAW a picture of what happened
next in this scene.



My Getty Villa Travel Log



The Getty Villa is a re-creation of an ancient Roman villa, or country house. Just like your house or home today, an ancient villa was filled with sounds and smells of everyday life. People ate, played, cooked, and gardened there.

Select a **PLACE** in the Villa. It can be a garden, gallery, particular room, or even a place shown in a work of art.

What is your space called? How do you think it was used?

Space: _____

Use: _____

To imagine life in an ancient villa, use your five senses. What do you ...

SEE?

HEAR?



My Getty Villa Travel Log

SMELL?

TASTE?

FEEL?

TAKE IT A STEP FURTHER

Back in your classroom, **DRAW** a picture of your ancient space as it would have looked in ancient times.

What is in it?

Who might be with you in the space?

What are the biggest differences between the ancient space and a similar space that you might find in or near your home or school?



PLACE POEM

Go to Gallery _____

SELECT a work of art that shows a scene or is from a place you want to remember.

Make a note of its:

Title: _____

Place Shown: _____

WRITE a poem based on the artwork.

Follow the instructions below for each line of your poem:

Choose a one- or two-word **TITLE** that describes the place shown in the work of art.

Write an **ACTION** phrase.

Write a **SIMILE** (a phrase comparing two things that uses "like" or "as").

DESCRIBE the artwork's scene in 3–5 words.

TAKE IT A STEP FURTHER

Back at school, look for your object on www.getty.edu in the "Explore Art" section. **SHARE** your poems with your classmates and discuss how the poems helped you to see the artworks in new ways.

My Getty Villa Travel Log



FIND A SOUVENIR


SELECT from any Villa gallery a work of art that you would like to take home to help you remember your journey.

Note its title and the place or culture where it came from:

Title: _____

Place or Culture of Origin: _____

DRAW a picture of your selection below.



My Getty Villa Travel Log

Now you have a **souvenir!**

EXPLAIN why you chose this work of art. What do you like about it?

TAKE IT A STEP FURTHER

Go to a GettyGuide station, find and bookmark your souvenir, then **E-MAIL** it to yourself!



NEWS FLASH!

Go to Gallery _____

SELECT a work of art that shows an action or event, making note of its:

Title: _____

Place or Culture of Origin: _____

IMAGINE that you are a newspaper reporter. While on your journey, you have just come across the scene shown in this artwork. Look closely to figure out what is going on. Write a short article for tomorrow's paper describing the "who, what, where, when, and why" of the scene.



Headline: _____

Who: _____

What: _____

Where: _____

When: _____

Why: _____



TAKE IT A STEP FURTHER


Back in class, **DRAW** a picture or **MAKE** a photo collage to illustrate your News Flash!

My Getty Villa Travel Log



POSTCARD MEMORIES

You are at the end of your Getty Villa journey. Sit down and write a postcard to a friend or relative about your trip. What work of art did you enjoy the most?



PLACE
STAMP
HERE

TO: _____

TAKE IT A STEP FURTHER

Back in class or at home, try drawing a picture of your favorite object or make a postcard collage by printing out from www.getty.edu pictures of objects you saw at the Villa.

Use your picture or collage to **MAKE** your own postcard that can be mailed to a friend or family member who would like to hear about your trip to the Getty Villa. Happy travels!



The J. Paul Getty Museum
at the Getty Villa

www.getty.edu

© 2007 J. Paul Getty Trust